



Theatre Virtual Learning

Acting III & Acting IV

Give My Regards to Broadway

Date: April 17, 2020



Lesson: April 17, 2020

Objective/Learning Target:

Students will research and plan the logistics of traveling to New York City for a Broadway Show!



Give My Regards to Broadway

Let's Get Started / Warm Up Activities:

Broadway Trivia: Let's Test Our Knowledge and Have Some Fun!!!

Click on the following title:

[Can you fill in the blank of these Broadway Lyrics?](#)



Lesson/Activity



Lesson Steps:

First, enjoy the video, because we are leaving on a jet plane and going to New York, New York!

Next, the reality is that even in uncertain times, we need to hold on to hope, think of the future, and look to a time when we can have adventure again!

So, you are going to plan a trip to THE BIG APPLE, THE GREAT WHITE WAY, NEW YORK CITY!



Lesson/Activity Continued

Lesson Steps:

Now, think about all of the things you need to consider when planning a trip! We will focus on five!

1. Transportation
2. Lodging
3. Meals
4. Activities
5. Budget!!!





Practice: Complete the following tasks to plan your Broadway Trip!


Task: It is your tasks to plan a tentative trip to go see a Broadway show in the late summer months! You will stay for 3 nights and 4 days.

You won a contest and a radio station is sponsoring the trip. They have decided that you get to plan it, but it will be limited to a \$3000 budget, so choose wisely!

First, plan your **transportation**. For the purpose of this project you will fly to New York and then use public transportation.

1. Find the average costs of a plane ticket to New York City. (Right now, your research will be limited due to flight cancellations, so don't stress about a specific day, look for the average.) I would highly recommend that you choose an economical seat!
2. One of the best ways to explore NYC is through the subway. Learn about it!

[The Absolute Beginner's Guide to the NYC Subway](#)



Practice: Complete the following tasks to plan your Broadway Trip!


Next, plan your **accommodations**.

Remember you are looking for a room for three nights!

Things to consider when choosing a hotel:

1. Budget: look for additional fees!
2. Location (many choose to stay in Midtown when visiting NYC because it is close to the theatres and many other sights. It is also easy to access downtown and uptown through the subway system.
3. Onsite Services
4. Reviews and Ratings





Practice: Complete the following tasks to plan your Broadway Trip!


Next, plan your **three meals**.

NYC is known for its amazing food. From street vendors to a New York slice to fancy restaurants, there are tons of choices.

Research and choose 3 places you would like to dine! Take note of the costs!



Milkshakes from Black Tap, NYC




Practice: Complete the following tasks to plan your Broadway Trip!

Next, plan your **activities!**



NYC is one of the most vibrant cities in the world to visit. There are so many, many things to do. Of course, while there you will enjoy live theatre, but there will be other things you want to do.

Research and choose the different attractions and activities you would like to do while in NYC. Make sure to take note of how much each costs. (Note: there is a lot you can do for free in NYC, walking the different neighborhoods, riding the Staten Island Ferry to see the Statue of Liberty, and playing ping-pong in Bryant park to name a few!




Practice: Complete the following tasks to plan your Broadway Trip!

Next, check your **budget**.

Gather and add up all of the costs you planned.
Make sure to include:

- Plane Ticket, Transportation to Hotel from Airport
- Hotel Costs
- Subway Pass
- Daily Meals
- Broadway Ticket
- Other Activity Costs





Helpful Resources:

[I Heart NY Travel](#)

[The Official Guide NYC](#)

[NYC on a Budget](#)

[The Big Apple Greeter](#) (one of my favorite things I ever did in NYC!)

[Broadway Tickets at a Discount!](#)

